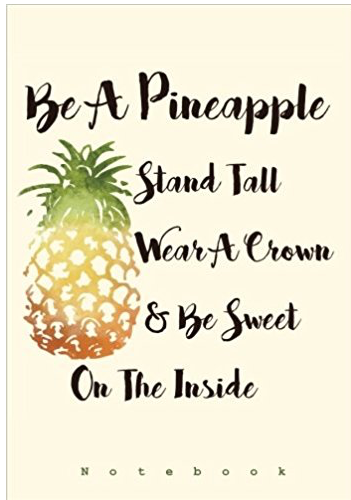


What to Expect in the Queen Scene



As a Rodeo Queen, it is important to be ready for anything. There will be schedule changes and all sorts of obstacles thrown in your way. The best feature of a Rodeo Queen is be flexible to change. It is also important to be ready to answer anything. You are ambassadors for the sport of rodeo, the fair or rodeo you represent, and for yourself.

There will be girls of all levels in the royalty world. It is your job to be the one that stands out within those girls. No matter where you stand in the Royalty world, it's important to stay true to yourself and to create your own path going forward.

What are your strengths?

What are your weaknesses?

How do you want people to see you?

35 Things They Didn't Tell You About Rodeo Queening

1. You don't need a lot of makeup to look pretty.
2. Always be prepared with extra materials.
3. Someone is always watching you.
4. Just be yourself.
5. You don't need to own every piece of Queen clothing.
6. Always have good manners.
7. Your horse will not always be perfect.
8. You will not have a perfect day.
9. You will be stressed.
10. Flags are heavy.
11. If your hat comes off, your head better be in it.
12. Bobby pins leave bruises.
13. You will never have to model.
14. It's ok to not know.
15. Be willing to step out of your comfort zone.
16. Always have a firm handshake.
17. Know your rodeo knowledge.
18. Bring extra clothing.
19. Always have autograph sheets and a sharpie.
20. Always keep bobby pins in your pockets.
21. Always have a flag boot on you.
22. Don't be afraid to ask.
23. It's a learning experience.
24. The best way to learn is to do.
25. Learn to be flexible.
26. You don't need to be like the other queens.
27. Live for the memories.
28. You don't have to attend every single event.
29. You're still a cowgirl at the end of the day.
30. Always have lip gloss or lipstick on you.
31. It's a hard job.
32. Some will be afraid to talk to you and others will want to spend the whole day with you.
33. Safety comes first.
34. Learn to love it.
35. Have fun.

Dress Like You're Already Famous

beauty
begins
the
moment
you
decide
to be
yourself
-coco chanel

The number one problem I see today in Rodeo Queens is trying to be like everyone else. I believe as a Rodeo Queen you have the opportunity to set your own style. It is always helpful to look at what is in style in the rodeo world today. I encourage you, however to create your own look. Your outfit explains a lot about who you are and what message you want to get across.

Fashion forward:

These looks always follow more of the western, rodeo fashion. This is more of a fun outfit that you can really work. I personally love the outfits because they portray the character of the person wearing the outfit.




Formal:

These looks are for important sponsor dinners, modeling in pageants, or even hosting a luncheon. Those are just a few situations. These outfits are fun because they can show your elegant side. They typically are floor length dresses with long sleeves or 3/4 sleeves and matching boots. The western leather dress is always a classic way to go, but the prom dress look is becoming more of a popular style.

Arena Wear:

While in the arena, you always want to be in an arena shirt. It is important that you always have clean jeans. Whatever brand of jeans you choose to wear, they should be dark washed. The darker wash jean is a classy look. This "arena look" is pretty standard.

What's Acceptable to Wear



Clothing

Essential Rodeo Queen Pieces:

- A pair of dark colored jeans
- A solid colored hat
- A clean pair of boots
- A belt that you can put your buckle on
- An arena shirt
- A fun piece of clothing that can be layered
- A fun, knee-lengthed dress that can be paired with a belt

Hat Rules

Rodeo queens ALWAYS wear felt hats no matter the season or the weather. Very few felt hats are wear-ready straight out of the box. Take your hat to a qualified person to have it shaped to a current style that is flattering to the shape of your face. High-quality hats are an investment which will pay off in the long run. Quality hats hold their shape better in humid weather. White and black hats should be your first investment unless you are wearing all brown or tan, then opt for a brown hat. Avoid hat bands other than a ribbon hatband that comes with the hat. Rhinestones, sequins and other bands are not fashionable for rodeo queens. Custom made colored hats can be worn with certain outfits if they are a very close to an exact match in color. Bobby pins and a plastic hat cover should be stored with or near your hat. A contestant or queen should NEVER EVER lose their hat while riding. To prevent this from happening to you purchase a hat the fits correctly to begin with and use bobby pins to secure the hat to your hair. If saddle bronc and bareback rider can keep their hats on, so can you. Never store your hat in the trailer or a hot car. Even high-quality hats can lose their shape in these conditions. If your hat becomes wet while wearing allow it to dry before putting it away. More than one queen has opened her hat box to find a moldy mess after a rainy rodeo performance. If you are a titleholder take your crown off your hat and store it separately. You will also need a hat sponge or brush to keep your hat clean, and have one for each hat. Sponges and brushes used on black hats will leave black on white hats and vice-versa. Clean your hat after every wearing so it is ready for your next appearance. The hat you rodeo in, should not be the same hat you queen in.

<http://www.rodeoroyalty.com/hats-boots-and-accessories.html>

Arena Shirts:

It is helpful to have a selection of arena shirts to choose from. My favorite colors to have on hand are white, black, pink, and some sort of red, white, or blue. This will cover you in every situation. It will also cover you in every rodeo night theme. Please remember that you should always have your arena shirts ironed. It is helpful to wear a tank top under your arena shirt.

Jewelry:

Jewelry is always a fun way to accessorize your outfit. Just remember you don't ever want to over do it. When you are in the arena, it isn't a good idea to wear large, dangling earrings and a chunky necklace. However, that would be totally acceptable at a luncheon. It depends on the situation. It also depends on what statement you want to make in your clothing. Jewelry helps make that statement.

Color Coordinating:

My rule of thumb has always been your hat, belt, and boots should match. This completes a look. It creates a very clean line all the way down. It always puts the outfit together a lot better. This is just something to keep in mind as you're putting together your outfit to rock the royalty world. It is also always a good idea to coordinate colors with the other girls in your program. This creates a more unified and put together look.

Boots:

Please wear clean boots. Nothing is more distracting than looking at a Rodeo Queen with dirty boots. That is almost like watching the President of the United States give a speech in flip flops. As ambassadors, we want to look clean and put together. Boots will get dirty. We are cowgirls; we work around horses. If you are in an arena setting, your boots are allowed to get dusty. If you are in a luncheon or a setting where people can see your boots, they should be cleaned. Square toed boots are acceptable for riding, however when at a luncheon or other public event, you should wear pointed toe or snip toe.

Jeans:

Jeans are your most important piece of clothing. You wear the brand around all the time with your jeans. Rodeo Queens should never have bling on their jeans. We do not want to draw attention to your bottom half unless it is drawing attention to the sponsor or brand you are wearing. This means no Miss Me jeans. Jeans should also be dark washed. You should never wear white washed jeans. Your jeans should also be pressed. You don't have to get this done at a dry cleaner. You can do it yourself at home with an iron.

Which pair of these jeans are acceptable to wear?

**Luncheon Attire:**

When you are at a luncheon, you should always look your best. This is typically the first impression your host gets of you. This is also your first impression is on the hosting rodeo committee. My recommendation is to always wear something dressier to luncheons. I love dresses. I think they are so fun and can be very professional. You should always be able to pair your dresses with a belt. You should never wear jeans to a luncheon, unless they are styled a fashion forward shirt. It should never look like you put together your luncheon outfit in 5 minutes. You should never wear dirty boots or jeans to a luncheon.

*Quick tip: if you are wearing a belt with your dress, typically the belt with have extra. You can always tie this up with a hair-tie.

Make-Up and Hair

“

I believe all women are pretty without makeup—but with the right makeup can be pretty powerful.

-bobbi brown

I think there is a misconception when it comes to Rodeo Queens and makeup. A lot of people see us as glitz and glam. I think we are more than just a pretty face. I believe Rodeo Queens have a lot to offer. Your hair and makeup is helpful to get people's attention, but it doesn't always have to.

Make-Up

My favorite thing to do is experiment with makeup. When I was a younger queen starting out, I wore less makeup. I love seeing young queens with natural looking makeup. They don't look like they are being forced to grow up. I think it is best to experiment and see what you love best.

Another important thing to remember is to what brand you are using. You should be using brands that you believe in and that are good for your skin as well. It is important as a Rodeo Queen to take care of yourself and to take care of your skin.

| <i>Do Test</i> | | <i>Don't Test</i> | |
|-----------------------|------------------|--------------------------|--------------------|
| Aveda | Head & Shoulders | Anastasia Beverly Hills | Natio |
| Avon | Jo Malone | Art Deco | NYX |
| Benefit | Lancome | Barry M | Paul Mitchell |
| Bobbi Brown | L'Occitane | Butter London | Physicians Formula |
| Bourjois | M.A.C | Collection | Real Techniques |
| Bumble & Bumble | Marc Jacobs | Dermalogica | REN Skincare |
| Chanel | Maybelline | Dr. Hauschka | Rituals |
| Clarins | Max Factor | Elf | Sleek |
| Clinique | Neutrogena | Essence | Soap & Glory |
| Crest | Olay | Hourglass | Tarte |
| Dior | Rimmel | Illamasqua | The Balm |
| Dove | Sally Hansen | Inglot | Too Faced |
| Elizabeth Arden | Shiseido | Limecrime | Urban Decay |
| Essie | Simple | LUSH | Wet & Wild |
| Estee Lauder | Tom Forde | Makeup Geek | |
| Garnier | Vichy | Melt Cosmetics | |
| Glam Glow | Wella | Moroccan Oil | |
| Gillette | YSL | Murad | |
| Givency | | Nars | |

LeahLovesMakeup
www.leahlovesmakeup.com

Hair

The classic curl is still the in style for Rodeo Queens. I believe that it is still the most classic look. It is an elegant and put together. The waterfall curl is more in than the perm look. There are multiple ways to achieve this look. You will need to find what works best for you. It is also important that your curls stay in throughout the day. Hairspray will become your best friend. If you are at a rodeo for multiple days or you don't have time to curl your hair, a side braid or side ponytail is acceptable. It is also important that you always have queen wings. These help show off your earrings and frame your hat better.

Riding For the Brand

THE CODE OF THE WEST

- LIVE EACH DAY WITH COURAGE
- TAKE PRIDE IN YOUR WORK
- ALWAYS FINISH WHAT YOU START
- DO WHAT HAS TO BE DONE
- BE TOUGH, BUT FAIR
- WHEN YOU MAKE A PROMISE, KEEP IT
- RIDE FOR THE BRAND
- TALK LESS AND SAY MORE
- SOME THINGS AREN'T FOR SALE
- KNOW WHERE TO DRAW THE LINE

One thing I believe in is riding for the brand. As a Rodeo Queen, you get multiple sponsors. You should represent the brand that they have. If Wrangler sponsors you, it is important that you wear Wrangler jeans and shirts. Riding for the brand isn't just representing the literal brand. It is also riding and representing for the brand you want to create. What do you believe in as a Rodeo Queen? What do you want to promote to people?

You should stay true to yourself and remember who you are. This is riding for your brand.

Who are your sponsors?

What brand would you like to represent?

You represent the western way of life. Remember that. You are the direct contact between the rodeo world and the outside world. You need to remember who you are representing and what you are representing. Rodeo Queening can be used as an outlet to pitch a platform, but it is again important to remember what you're representing.

Clothing and Style Resources:

- Fashion Posse - Facebook
- Miss Rodeo America - Facebook, Instagram
- Miss Rodeo Colorado - Facebook, Instagram

It's always good to keep up with the fashion. It is always changing in the rodeo world. These are just a few people to watch for the ever changing fashion. There are so many more places to watch. There are also so many places to get clothing as well. You can get clothing at thrift stores or even from past queens. They are always trying to sell on Facebook. Keep an eye out for what you like and what represents you and how you can incorporate it into your wardrobe.

Get Educated and Stay Educated



There is always so much to learn in the rodeo world. There is always a influx of information. As a Rodeo Queen you need to stay on top of the information that is always coming in. There are so many resources that you can use to get this information. As an ambassador you need to be ready for any situation possible.

Ways to Stay Educated:

- Keep up with rodeo news.
- Keep up with royalty news.
- Follow the standings of the cowboys.
- Keep up with the rule changes,
- Know your current events.

Resources:

Rodeo News - Rodeo News magazine is the number one source for IPRA, NLBRA, high school, amateur, and youth rodeos internationally.

Pro Rodeo News - Pro Rodeo news for PRCA and Professional Cowboy Standings

Tips for What You Need to Know:

- Know your rodeo terms
 - It is very important that you can answer a question from someone who knows nothing about rodeo.
- Know the difference between animal rights and animal welfare
 - As a Rodeo Queen, you are everyone's first contact with the rodeo world. As an onlooker, rodeo may seem cruel. It your job to know the difference and be able to give the facts. It is also your job to advocate for those animals and cowboys that can't because they are busy working.
- Know who you represent
 - It is important to know if you represent PRCA or CPRA. It is also important to know what those stand for. Do your research. Don't go into your title blind. Be educated. Know what you're talking about.

Sample written test score: _____ / 15

What do you need to study?

THINK ABOUT IT: HOW DO YOU STUDY? WHAT WORKS?

Rodeo Queen Written Test

Who is the reigning Miss Rodeo America and where is she from?

Describe the difference between animal welfare and animal rights.

Name the three roughstock events.

Define the mark-out rule.

Describe the job of the hazer.

What does PETA stand for?

What is a flank strap?

Define "added money".

What is a stock contractor?



Label:
Seat
Stirrup
Horn
Gullet
D-Ring
Billet Strap

Written test score: _____ / 15

How to Rock a Rodeo Queen Crown

Sarah J. Bohenkamp

Notes:

How can you rock YOUR Rodeo Queen crown?



The best advice I can give as a Rodeo Queen is to be yourself. There is nothing better than meeting a queen who knows who they are. Find your own sense of style. Find your own path to be on. You don't always have to be like the other Rodeo Queens. Be yourself. When representing your program, represent what means the most to you. If that is children, then use your crown as a way to bring young children into the western way of life.

Horsemanship: What do you need to know?

YOUR
ONLY
LIMIT
IS YOU

The best Queens are the most respectable horsewomen. It is hard to stay gracious and deal with a 1200 pound animal beneath you. Just know, we've all been there. When it gets hard, don't try and show off. As a Queen, you should never smack your horse in front of a crowd. If your horse needs disciplined, go where no one is watching. Coming from experience, be respectable not prideful.

The days are long. You get tired. It is all completely worth it in the end. The level of rider you become and the confidence you gain is incredible. If you aren't ready to ride in a **RODEO**, you aren't ready to be a **RODEO QUEEN**. Being tired comes with the territory. There are things you can do to make yourself more ready for rodeos. If you aren't ready to carry a flag, talk to your coordinator or the host coordinator and work something out.

Parades

Parades. Parades are fun, yet grueling. Don't let this stop you from entering in them with your favorite horse. They are long. There are a lot of people. There is no doubt about this. With this said, horses get antsy and impatient. If your horse is giving you a hard time, it is ok to dismount and walk beside your horse. You will be more respected if you get off, than trying to wrestle with your horse. Just know everyone had that problem at one time or another.

Just some helpful tips and reminders:

- There will be coordinators and helpers walking along side you in the parade.
- Keep your spacing. It is not polite to be on top of the horse beside you or have your horse's nose up another horse's butt.
- Have fun, and if you need help ask for it.

Rodeos

Grand entries are a blast. They are high speed and your moment in the spot light. However, there are a few things to remember when taking your hot lap. Keep the speed. If the Rodeo Queen in front of you is at a nice lope, you should be the same speed while keeping your spacing. It is not a good idea to hold up the line or to lap the horse in front of you. You may have to do your hot lap/ Queen's run and a sponsor flag run all at the same time. This is ok. It happens. Typically, there are other events before the rodeo. I know you will get tired, but you should stay for the rodeo. It is a huge help to the rodeo committee to have you there.

Safety

When you are at rodeos, it's important to consider your safety and your horse's safety. This always comes first. You should never put your horse or you in a situation where someone could get hurt. Be mindful of your bad habits. Walking under your horse's neck, leaving your halter hanging at the trailer, or not touching your horse's butt as you walk around could all put you in a dangerous situation and makes you look bad as a Queen.

You should also be paying attention to your tack. As a Rodeo Queen, you are the best of the best in the industry. You wouldn't want your saddle pad in the wrong place or your cinch to be loose. This will put you in a bad position and could put you in danger. A good habit to get into is checking all your tack before you get on and then once again before you go into the arena. Your tack should be clean, color coordinated, and you should know why you are using it.

The Job



The job of a Rodeo Queen is an extremely important one. Winning the crown is only the beginning of this year long job. You should be up for the job the entire year. Don't ever forget your service is to the rodeo associations and the rodeo community. They rely on you in order to promote their way of life. You represent something so much bigger than yourself. You have committed to a year to two year job. This is a job, but it can be a fun job. With the right attitude and commitment, this can be one of the most rewarding and fun years of your life.

Job Description

A **rodeo queen** is a female representative and "face" of the sport of rodeo. She represents her rodeo, association, or region for a standard time of usually 12 months and is usually required to wear a cowboy hat, crown, and sash with her title on it. Being a rodeo queen requires skills in western style horse riding, public speaking, rodeo knowledge, appearance, and personality. Rodeo Queens spend their time professionally representing their title at various rodeos, parades, public events, television interviews, radio interviews, school events, and charity events.

https://en.wikipedia.org/wiki/Rodeo_queen

Service

Your job is to serve others. This is very important. The year can be long and tiring, however you make a commitment the moment you accept the crown. You have decided that for a year of your life you are at the service of the rodeo community. Please never forget this. Your rodeo committee and your coordinators work extremely hard to provide you with everything you need for your year. Be mindful when working with them. Ask what they need and if there is anyway to help.

This is a full year commitment.

Tips for Success:

- Always ask what you can do to help. There are always so many ways for you to help out. Never stand around looking bored or helpless.
- Find ways to serve your community other than rodeos. Holidays are always great ways to get involved in your community. It is ok to go to non-rodeo events and promote the sport of rodeo.
- Always be looking for new ways to get others involved. Find ways to get the community to come to the fair and to learn about the sport of rodeo and agriculture.
- Always be finding new ways to expand the program or to better the program.

Reminder: you sign a contract at the beginning of the year that states all the expectations. Uphold those expectations and uphold the service to your program.

What sanctioned rodeo do you represent?

What fair or rodeo do you represent?

How can you represent your fair well?

What does your fair or royalty program stand for?

What does service mean to you?

How can you serve your community and rodeo?

What is one thing you love about the program you represent?

Elegance and Grace

Elegance
is not being
noticed,
it's about being
remembered.

QUOTEDIARY.NET

As a Rodeo Queen, it is always important to remember your manners. You are an ambassador. You should be appropriate and respected. Every person you meet should be addressed with a handshake and left with a thank you. It is our job as Rodeo Queens to show everyone just how great it is to be a cowboy or cowgirl.

Manners

Manners are always a good thing to have regardless if you are a Rodeo Queen or not. Please remember to be polite and grateful. There is nothing more heart-breaking than a Rodeo Queen who is ungrateful. The opportunity you are provided through this title is once in a lifetime. Say your please and thank you's. Always remember to thank your host. A hand written card goes a long way. Be thankful for what is provided for you.

Remember, someone is always watching.

Luncheon Etiquette

Luncheons are always so enjoyable. However, you must remain proper and graceful. Typically, the lunch is served as buffet style. Get portions that are reasonable. Do not pile your plate full of food. Don't eat with your hands. Use a fork and a knife. This can get tricky, but it is possible. It is always a good idea to choose water over soda. Lemonade or tea is also a good choice. You don't want to get yourself full of sugar only to crash later in the day. Choose healthy choices. Fill yourself up with good foods so you can last longer through the day. Don't forget your table manners. Speaking with your mouth full is unacceptable. Ask someone to wait while you finishing chewing to talk to them. Put your napkin in your lap, you wouldn't want to ruin your beautiful luncheon outfit.

Be Graceful When Meeting New People

It is easy to zone off when someone is talking or giving a speech. Try not to look bored. The best way to do this is focus on what they are trying to say or the way they are saying it. Stay engaged with the speaker. Never make the conversation about you either. No one likes a bragger. Find out what is interesting about this new friend of yours, but don't forget to leave them with something to remember.

When you R.S.V.P to a rodeo or luncheon, it is rude to back out. Please up hold your commitment to the rodeo. They are counting on your help and attendance.

Say What You Mean and Mean What You Say



I've always loved the idea of not being what people expect me to be.

HealthyPlace.com

Be confident in your speech and in yourself. The more confident you are, the better you will represent your title. Personally, as a coordinator, I love seeing girls coming into the title and being confident and totally rocking the title. I also love seeing girls grow through the title, as well. Being confident in your speech and yourself in the greatest tool you will ever have as a Rodeo Queen. Remember that.

Speaking In Front of Others

You will have to speak at luncheons, rodeos, and everything you do from this point on. You will have to introduce yourself and your fair. You should know what you are going to say about your fair. You should know the dates of the the fair, something interesting about the fair, and you should always invite others out to your fair. You should draw people in with your speech. This goes for speaking to the public, as well. Engage your audience, but don't make it all about you.

Be Loud and Proud

Make sure everyone can hear you. Nothing screams confidence than being able to hear the person you're talking to. If there is a microphone, you should still make sure everyone can hear you. If you have to adjust the microphone, that it totally ok. Make eye contact with the people you are speaking to. This is a confidence indicator. You should never look down at the floor and be trying to avoid eye contact. If there is a large crowd, you can look above everyone's heads.

When asked at a state queen clinic, 80% of the girls said their biggest worry for their year was confidence.

Advocate for Yourself

As a Rodeo Queen, you should be addressing coordinators yourself. You should not be relying on your coordinator to set up your grand entry run or set up helping with mutton bustin. The only thing your coordinator should have to worry about is getting you RSVPed to a rodeo and making sure you are chaperoned the whole time. Be a strong, independent women. Do not rely on others to do your work. This includes your parents. Make sure your voice is heard and your concerns are expressed. Work with your host coordinator and royalty to see what they need and to make sure you get your time in the spotlight. Don't be the Queen hiding in the shadows. Step up and make sure you get what you want, within reason.

How can you advocate for yourself?

Last Words to Leave You With



Enjoy this moment. It is truly a remarkable experience. You have an opportunity to make the rodeo community bigger and better. Never forget the bigger picture. You are here to serve. You serve the title you hold, the rodeo community, and the western way of life. Make memories and create long lasting friendships. All the hard work will all be worth it in the end.

- Your job as a rodeo queen is a year long commitment. Don't ever forget that. You don't just serve through rodeo season, you serve through every season. Make sure you are out in the public even when there aren't rodeos. Go to hospitals, go to elementary schools, or go to nursing homes. Always be meeting with sponsors. They love hearing from you all year round.
- You owe it to the organization you serve to be out in the public making a difference.
- Although you are young, you need to look the part and represent your organization and fair with poise, grace, and elegance.
- Never forget your Queen's Stance. You should always end up in the position, whether you are standing around or posing for a picture.
- Never have your hands crossed in front of you. Body language is important. Never close yourself off. Look proud and confident to be representing the title that is on your sash, crown, and buckle.
- If you hold onto your chaps and crown, make sure you are taking care of them and keeping them clean for the organization.

I have total faith that you ladies are able to go out and rock the rodeo royalty world. Remember everything you have just learned is all strongly suggested. However, it is ultimately up to you on how you represent your title.

